

18th XBRL Europe Day

February 16th, 2017

Amsterdam, The Netherlands

XBRL | **EUROPE**

XBRL | **NL**

XBRL Implementation

- Klaas van de Geest
- Member of XBRL NL



Agenda

- Introduction
- Background
- Required Regulatory Reporting application architecture
- XBRL implementation
- Q&A

Introduction – Klaas van de Geest

- C&L, PwC, IBM
- Founder and owner of Centre Consulting (2005)
- Co-founder EPM International (2005)
- Founder and owner CFORS (2012)
- Partner at EY (2014)

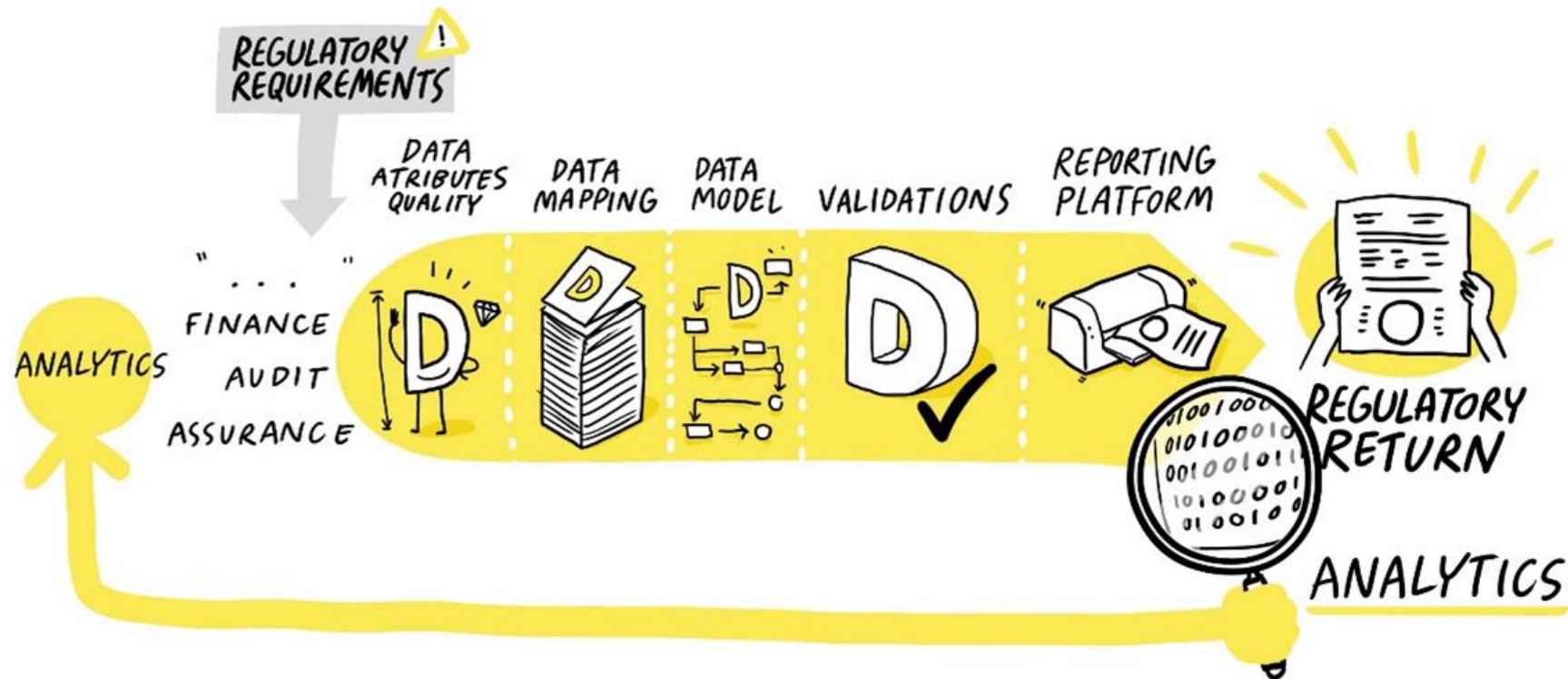


Background – Our ‘XBRL Journey’

- CFORS was founded in 2012 to develop software solutions for the new regulatory reporting challenges in Europe.
- Based on more than 40 years of EPM and GRC implementation experience, a new generation of integrated regulatory and financial reporting software was developed, to meet the current and future IFRS, Solvency II and CRD IV requirements.
- Through the partner network, CFORS delivered their solutions and services in Europe, Middle East and South Africa.
- The strategy is to deploy our solution as managed services, including content maintenance.

‘Compliance as a Service’

Required Application Architecture



First a Data Dictionary (EBA)

- The Data Dictionary is a functional definition of all the required data points to meet the EBA FinRep/CoRep reporting requirements.
- The Data Dictionary includes the FRS mapping tables to support reporting users making their mappings and integrations between source systems and their FRS solution.
- The Data Dictionary will be maintained, following new regulation that will be published by EBA.
- Contains full description of EBA CRC IV definitions, validations, references, XBRL tags and data point model references.
- Allows to track changes between regulatory updates.
- Subscription provides you with regular updates after regulatory changes.
- Fully web based application (cloud or local).
- Ability to add and maintain (private) data definitions.
- In-line editing (facilitates authorized users to enter data definitions directly).
- Audit trail, work flow and security.
- User friendly (Excel-like) interface with full excel extract and load functionality.
- Multi-user and version control.

CRD IV Data Dictionary

DATA VIEW													
<div> <div>Hide Column</div> <div>Unhide All Columns</div> <div>Zoom In</div> <div>Zoom Out</div> <div>Save</div> <div>Load</div> <div>Reset</div> </div>													
Drag a column here to group by that column.													
DD_ID	FINREP	Table	Row	Column	Z-axis_ID	DataPoint	Frequency	Leg	row_desc	col_desc	z-axis_desc	ClosedList	Row_legal_reference_and_instructions
0000003	COREP	C 01.00	010	010	—	33413	Quarterly	—	OWN FUNDS	Amount	[None]	—	1. Own funds Articles 4(118) and 72 of CRR The own funds of an institution shall consist of the sum of its Tier 1 capital and retained earnings.
0000004	COREP	C 01.00	015	010	—	84817	Quarterly	—	TIER 1 CAPITAL	Amount	[None]	—	1.1 Tier 1 capital Article 25 of CRR The Tier 1 capital is the sum of Common Equity Tier 1 Capital and Additional Tier 1 Capital.
0000005	COREP	C 01.00	020	010	—	33411	Quarterly	—	COMMON EQUITY TIER 1	Amount	[None]	—	1.1.1 Common Equity Tier 1 capital Article 50 of CRR
0000006	COREP	C 01.00	030	010	—	33306	Quarterly	—	Capital instruments eligible for inclusion in Tier 1 capital	Amount	[None]	—	1.1.1.1 Capital instruments eligible as CET1 capital Articles 26(1) points (a) and (b), 27 to 30, 36(1) point (f) and 42 of CRR
0000007	COREP	C 01.00	040	010	—	32673	Quarterly	—	Paid up capital instruments	Amount	[None]	—	1.1.1.1.1 Paid up capital instruments Articles 26(1) point (a) and 27 to 30 of CRR Includes capital instruments of mutual, cooperative societies or similar entities. The amount to be reported shall not include the share premium related to the instruments.
0000008	COREP	C 01.00	050	010	—	32675	Quarterly	—	Memorandum item: Capital instruments not eligible for inclusion in Tier 1 capital	Amount	[None]	—	1.1.1.1.2 Memorandum item: Capital instruments not eligible for inclusion in Tier 1 capital Article 28(1) points (b), (l) and (m) of CRR Conditions in those points reflect different situations of the capital which are not eligible for inclusion in Tier 1 capital. The amount to be reported shall not include the share premium related to the instruments.
0000009	COREP	C 01.00	060	010	—	32681	Quarterly	—	Share premium	Amount	[None]	—	1.1.1.1.3 Share premium Articles 4(124), 26(1) point (b) of CRR Share premium has the same meaning as under the applicable accounting standards. The amount to be reported in this item shall be the part related to the instruments eligible for inclusion in Tier 1 capital.
0000010	COREP	C 01.00	070	010	—	33299	Quarterly	—	(-) Own CET1 instruments	Amount	[None]	—	1.1.1.1.4 (-) Own CET1 instruments Articles 36(1) point (f) and 42 of CRR Own CET1 held by the reporting institution or group at the reporting date. Holdings on shares included as "Capital instruments not eligible" shall not be included. The amount to be reported shall include the share premium related to the instruments. Items 1.1.1.1.4 to 1.1.1.1.4.3 do not include actual or contingent obligations.
0000011	COREP	C 01.00	080	010	—	32669	Quarterly	—	(-) Direct holdings of CET1 instruments	Amount	[None]	—	1.1.1.1.4.1 (-) Direct holdings of CET1 instruments Articles 36(1) point (f) and 42 of CRR Common Equity Tier 1 instruments included in item 1.1.1.1 held by the reporting institution. The amount to be reported shall include holdings in the trading book.
0000012	COREP	C 01.00	090	010	—	33295	Quarterly	—	(-) Indirect holdings of CET1 instruments	Amount	[None]	—	1.1.1.1.4.2 (-) Indirect holdings of CET1 instruments Articles 4(114), 36(1) point (f) and 42 of CRR Indirect holdings of CET1 instruments held by the reporting institution through other entities. The amount to be reported shall include the share premium related to the instruments.
0000013	COREP	C 01.00	091	010	—	33297	Quarterly	—	(-) Synthetic holdings of CET1 instruments	Amount	[None]	—	1.1.1.1.4.3 (-) Synthetic holdings of CET1 instruments Articles 4(126), 36(1) point (f) and 42 of CRR Synthetic holdings of CET1 instruments held by the reporting institution. The amount to be reported shall include the share premium related to the instruments.
0000014	COREP	C 01.00	092	010	—	33301	Quarterly	—	(-) Actual or contingent obligations to purchase own CET1 instruments	Amount	[None]	—	1.1.1.1.5 (-) Actual or contingent obligations to purchase own CET1 instruments Articles 36(1) point (f) and 42 of CRR According to Article 36(1) point (f) of CRR, "own Common Equity Tier 1 capital" shall not include actual or contingent obligations to purchase own CET1 instruments.

Creating a Data Model

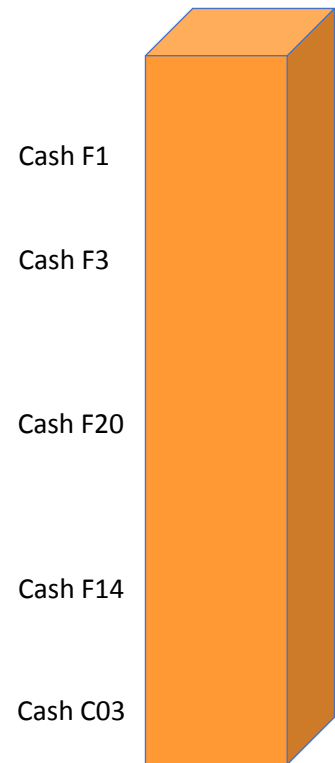
- Going from over 90 dimensions to less than 10
- Reporting dimensions
 - Entity (solo, group)
 - Scenario (AR, LCR, CA, FCT, SP, ST)
 - Period (month, quarter, HY, Year)
 - Year (2014,2015 etc.)
 - Accounts Groups (LE, CA, AE, LCR etc.)
- Analysis
- Z-Axis
- Currency
- Eliminations
- Data source

C 01.00 - OWN FUNDS (CA1)			
Rows	ID	Item	Amount
010	1	OWN FUNDS	
015	1.1	TIER 1 CAPITAL	
020	1.1.1	COMMON EQUITY TIER 1 CAPITAL	
030	1.1.1.1	Capital instruments eligible as CET1 Capital	
040	1.1.1.1.1	Paid up capital instruments	
050	1.1.1.1.2*	Memorandum item: Capital instruments not eligible	
060	1.1.1.1.3	Share premium	
070	1.1.1.1.4	(-) Own CET1 instruments	
080	1.1.1.1.4.1	(-) Direct holdings of CET1 instruments	
090	1.1.1.1.4.2	(-) Indirect holdings of CET1 instruments	
091	1.1.1.1.4.3	(-) Synthetic holdings of CET1 instruments	
092	1.1.1.1.5	(-) Actual or contingent obligations to purchase own CET1 instruments	
130	1.1.1.2	Retained earnings	
140	1.1.1.2.1	Previous years retained earnings	
150	1.1.1.2.2	Profit or loss eligible	
160	1.1.1.2.2.1	Profit or loss attributable to owners of the parent	
170	1.1.1.2.2.2	(-) Part of interim or year-end profit not eligible	
180	1.1.1.3	Accumulated other comprehensive income	

C 05.01 - TRANSITIONAL PROVISIONS (CA5.1)								
		Adjustments to CET1	Adjustments to AT1	Adjustments to T2	Adjustments in Base	Applicable percentage	Mainstream items	
Code	Item	010	020	030	040	050	060	070
010	TOTAL ADJUSTMENTS							
011	TRANSITIONAL INSTRUMENTS							
012	Transitional instruments: Instruments constituting state aid							
013	Instruments that qualify as own funds according to 2014/59/EU							
014	Instruments issued by institutions that are incorporated in a Member State and a subject to or exempted from prudential supervision							
015	Instruments not constituting state aid							
016	MINORITY INTERESTS AND EQUIVALENTS							
017	Capital instruments and items that do not qualify as minority interests							
018	Transitional recognition in consolidated own funds of minority interests							
019	Transitional recognition in consolidated own funds of qualifying Additional Tier 1 instruments							
020	Transitional recognition in consolidated own funds of qualifying Part 2 capital							
021	OTHER TRANSITIONAL ADJUSTMENTS							


C 09.01 - GEOGRAPHICAL BREAKDOWN OF EXPOSURES BY RESIDENCE OF THE OBLIGOR: SA EXPOSURES (CR GB 1)					
Country:					
	ORIGINAL EXPOSURE PRE CONVERSION FACTORS	Exposures in default	Observed new defaults for the period	General credit risk adjustments	Specific credit risk adjustments
	010	020	030	040	050
010	Central governments or central banks				
020	Regional governments or local authorities				
030	Public sector entities				
040	Multi-lateral Development Banks				
050	International Organisations				
060	Institutions				
070	Corporates				
080	of which: SME				
090	of which: SME				
100	Secured by mortgages on immovable property				
110	of which: SME				
120	Exposures in default				
130	Items associated with particularly high risk				
140	Covered bonds				
150	Short-term claims on institutions and corporate				
160	Collective investments undertakings (CIU)				
170	Equity exposures				
180	Other exposures				
190	Total exposures				

Dimensionality: $< \#$ Unique Data Points



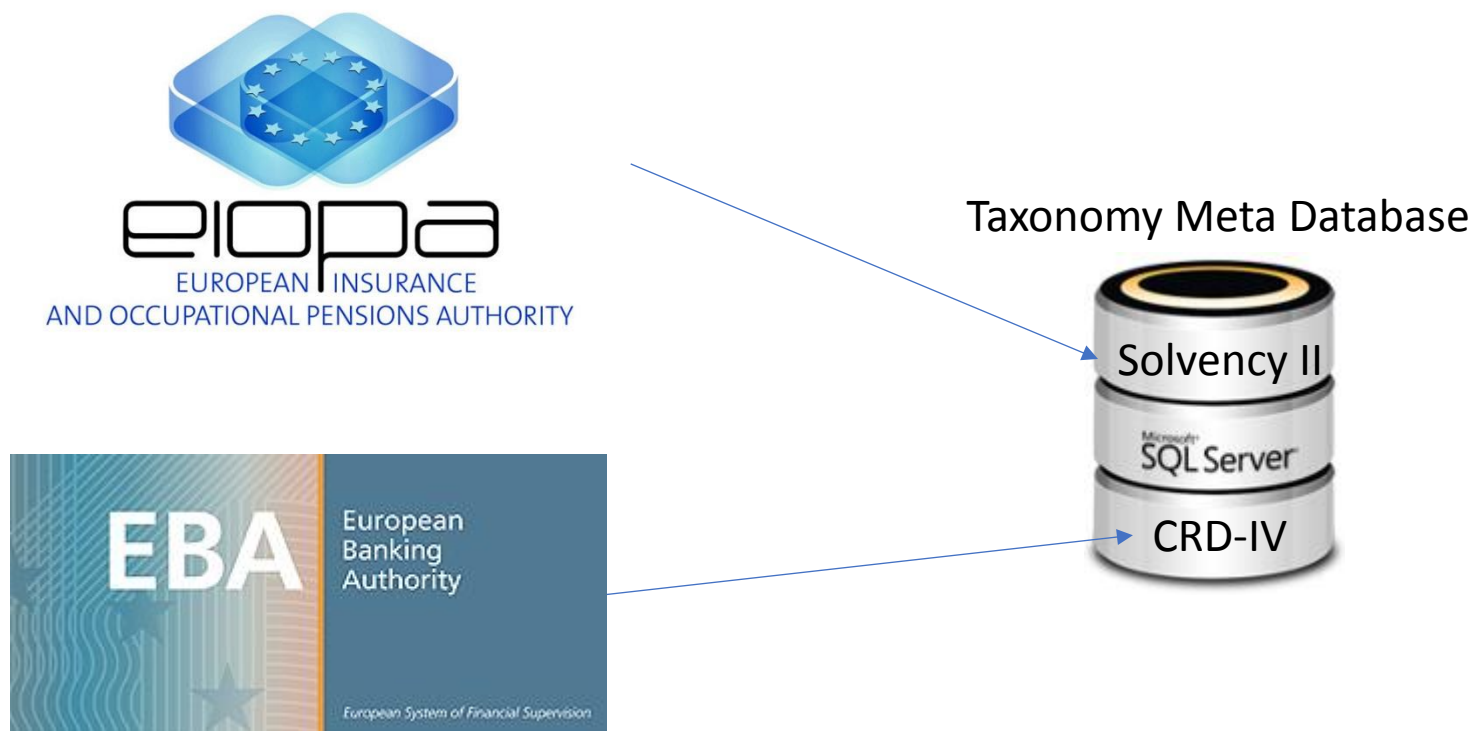
>40,000 unique data points

- Avoid data validations.
- Simple reconciliation approach.
- Allows partial manual approach.
- Allows auto-generation/allocation of missing data.
- Simple data source mapping.
 - Consistency.
- Easy of use/navigation.

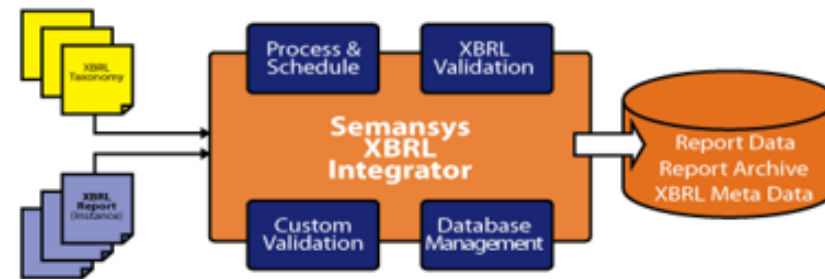
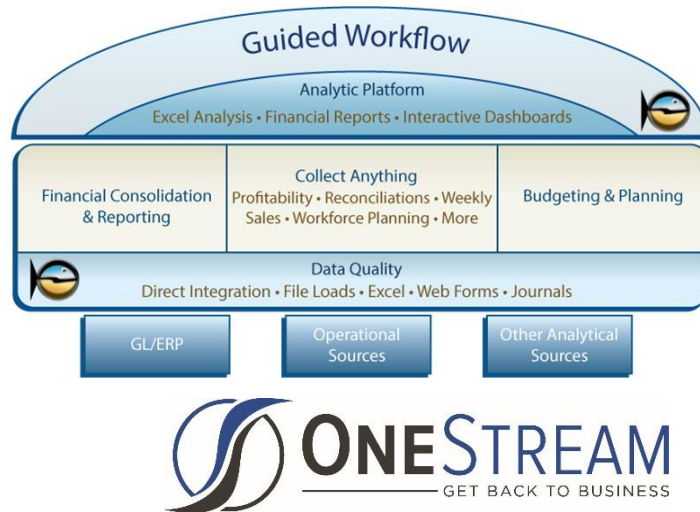


2,000 unique data points

Master Data Management

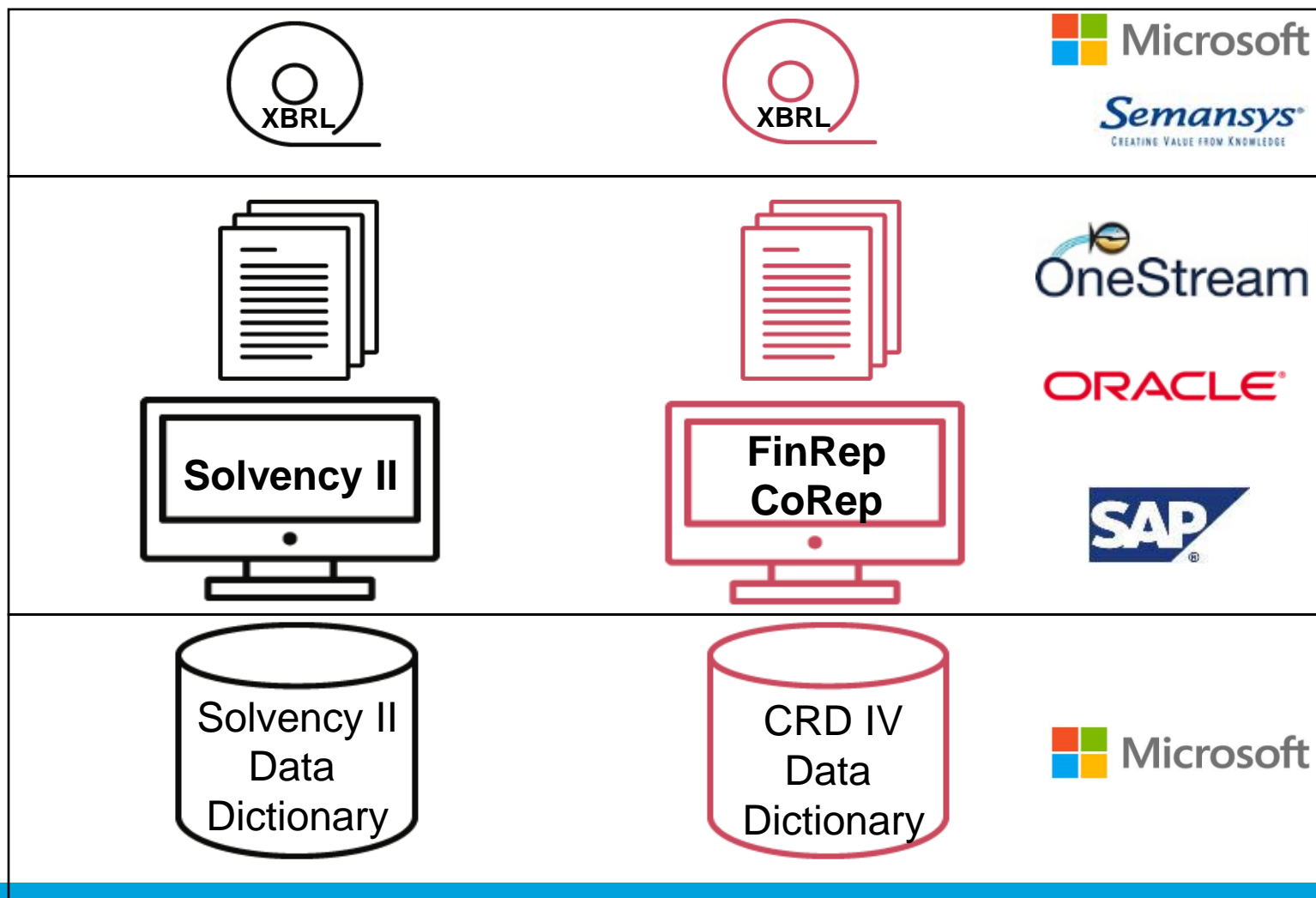


Application Layer



Semansys[®]

Multi (Reporting) Vendor



XBRL implementation experiences

- Many different sources for regulatory monitoring:
 - Annotated templates, DPM data model, XBRL taxonomy, Validations, CP50 Annex templates, Consulting papers
- Table Linkbase
- 'Moving Target'
- Performance and multi user access
- Country specific packaging
- Rendering and Digital Signature

Q&A



Contact details

- Klaas van de Geest
- +31 6 53132666
- Kgeest.1967@kpnmail.nl